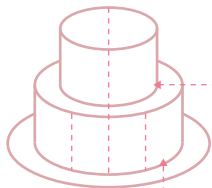


Cutting Guide

TIERED CAKES



Each tier has a cardboard base, place knife underneath to lift off.

Cake can be sliced with dowels left in, just note where they are placed.

Remove flowers, sculpted and decoration elements. They might be edible but typically have wires and other structures on the inside so be careful.

SLICE GUIDE



5" (6)
Round



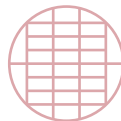
6" (10)
Round



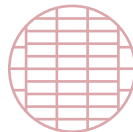
7" (16)
Round



8" (22)
Round



9" (28)
Round



10" (38)
Round

SCAN QR FOR OTHER SIZES AND SHAPES

CAKE CUTTING



@lacakecafe

La Cake
cafe

www.lacakecafe.com

Cake Care



Pickup and carry the cake box from the bottom only. Never from the top or sides.



Keep the cake level at all times during transport, refrigeration and display.



Store cake in the box in a refrigerator. Keep away from direct sunlight, moisture and heat when not fridge.



Place cake in an air conditioned vehicle away from loose objects. Drive slowly avoiding sudden stops and turns.



Use a sturdy cake stand at least an inch larger than the cake board.



Store leftover cake in refrigerator in an airtight container.



Contact: 754 - 779 - 2965

2809 East Commercial Blvd.
Fort Lauderdale FL 33308